

EL-NIÑO™ HAND DRYER

ELN SERIES

THE PERFECT COMBINATION OF POWER AND STYLE

The EL-NIÑO is absolutely incredible; you have to feel it to believe it. This powerful hand dryer dries hands completely in mere seconds. The EL-NIÑO is a quiet, energy efficient solution that combines quick drying with overall savings. In fact, this state-of-the-art hand dryer offers four personalized operating modes to respond to your different needs. Save time and money with the stylish EL-NIÑO!

FOUR PERSONALIZED OPERATING MODES: A FIRST IN THE INDUSTRY

HEAVY DUTY DIE-CAST ALUMINUM ALLOY SHELL

ENERGY AND COST EFFICIENT

STYLISH AND COMPACT

SEMI-RECESSED INSTALLATION

4 INCHES OR LESS TO MEET ADA STANDARDS
(AMERICANS WITH DISABILITIES ACT)

RECOMMENDED INSTALLATION HEIGHTS

Distance between floor and bottom of hand dryer

MEN	WOMEN	TEENAGERS	CHILDREN	HANDICAPPED
45"	43"	41"	35"	37"



COLORS

- standard: white
- luxurious finish: brushed chrome (surcharge)

FINISH

epoxy-polyester powdercoat or chrome-plated

MANUFACTURING

- rib reinforced shell, solidly constructed of die-cast aluminum alloy
- lightweight, heavy duty and rustproof shell
- secured to wall bracket with two chrome-plated tamper-proof bolts

ELEMENT

nichrome element located in motor section

CONTROL

- four personalized operating modes to meet your needs
- infrared optical sensor located next to the air outlet activates and deactivates the hand dryer
- 60-second lockout feature is activated if hands are not removed before this time

INSTALLATION

- surface mounted
- optional semi-recessed installation with depth of 4 inches or less; meets ADA standards (*Americans with Disabilities Act*)

TECHNICAL SPECIFICATIONS

PRODUCT	WEIGHT	POWER WATTS*			POWER*	VOLTAGE	AMPERAGE
CODE	LB	ELEMENT	MOTOR	TOTAL	BTU/H	VOLTS	AMPERES
ELNV0901A	9.8	900	550	1450	4948	120	12
ELNV0902A	9.8	900	550	1450	4948	240	6
ELNV0908A	9.8	900	550	1450	4948	208	7




* Data obtained in Normal/High mode
Add W for white or BC for brushed chrome

*STELPRO reserves the right to modify descriptions or manufacturing specifications without prior notice. Returns are not accepted for orders of products with optional colors. For all the latest models and prices, please refer to our website at www.stelpro.com. * 3 years on electronic components.






OPERATING MODES




The El-Niño's built-in electronic control provides you with the option to personalize your unit to meet all your needs.

- ULTIMATE – Normal/High mode**   





High air speed and full heating power for quick drying
Ideal for: stadiums, arenas, theatres, public places, and warehouses

- COMFORT – Normal/Low mode**   

Reduced air speed and moderate heating power for comfortable noise level and heat range
Ideal for: libraries, small restaurants and coffee shops

- ECONOMICAL – Eco/High mode**    

High air speed without heat for quick drying with energy and cost savings
Ideal for: schools, universities, amusement parks, warehouses and large restaurants

- HARMONY – Eco/Low mode**    

Reduced air speed without heat for energy savings and a moderate noise level
Ideal for: hospitals, libraries, daycares, small restaurants and coffee shops

LEGEND

AIR SPEED	HEATING POWER	NOISE LEVEL	ENERGY SAVINGS
			

MODE	NOISE LEVEL (DB)		AIR SPEED (LFM)		TOTAL POWER		DRYING TIME
	WITHOUT HANDS	WITH HANDS	AT AIR OUTLET	AT HAND LEVEL*	WATTS	BTU/H	SECONDS
ULTIMATE – NORMAL/HIGH	77	90	19000	16000	1450	4948	10
COMFORT – NORMAL/LOW	72	85	11400	9600	1175	4010	15
ECONOMICAL – ECO/HIGH	77	90	19000	16000	550	1877	15
HARMONY – ECO/LOW	72	85	11400	9600	465	1587	20

* 4 inches below

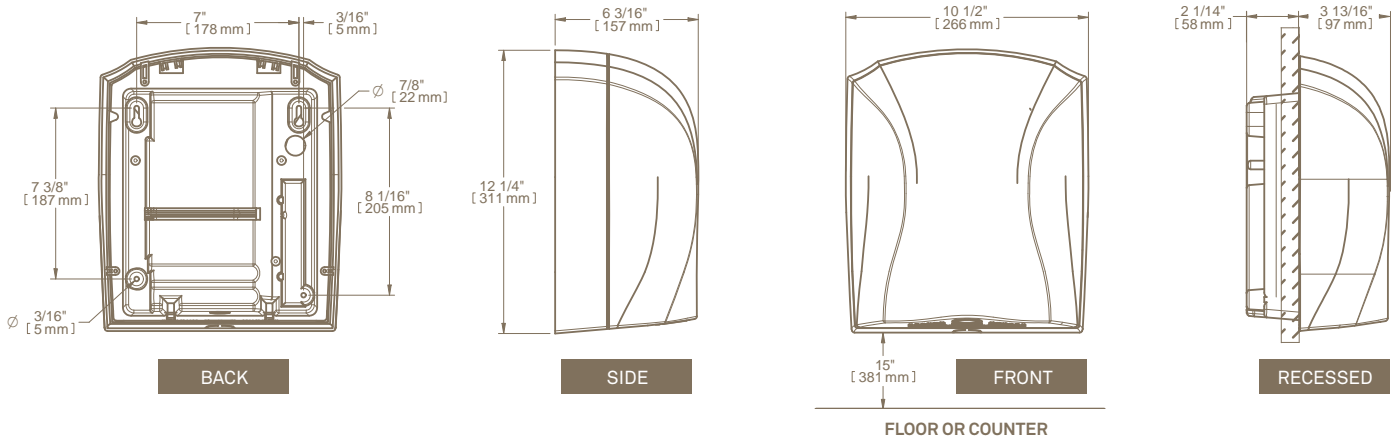


WHITE



BRUSHED CHROME

TECHNICAL DRAWINGS



3 LEVELS OF DETECTION

Adjust the sensitivity level of your hand dryer to meet usage requirements.

Detection distances may vary depending on lighting conditions.



MAXIMAL DETECTION – STANDARD (APPROX. 4 IN.)

MEDIUM DETECTION – DECREASED (APPROX. 3 IN.)

MINIMAL DETECTION – MINIMUM (APPROX. 2 IN.)

ACCESSORIES


HOLE FOR ELECTRICAL CONNECTION

The optional drilled hole allows for an electrical connection to the top of the unit in the case where access to the junction box from inside the wall or the bottom of the unit is problematic or not required (only available for surface mounted installation).



WALL GUARD

The wall guard protects the wall under the hand dryer from drops of water due to wet hands being blown dry, keeping bacteria from forming on the wall.



PRODUCT	DESCRIPTION
ELNKOE	Hole for electrical connection
SHDXL-89W	Wall guard – white (15 3/4 in. x 31 3/4 in. x 1/16 in.) (pack of 2)
SHDXL-89B	Wall guard – black (15 3/4 in. x 31 3/4 in. x 1/16 in.) (pack of 2)
SHDXL-89S	Wall guard – stainless steel (15 3/4 in. x 31 3/4 in. x 1/16 in.) (pack of 2)